

STUDY ISLAND BENCHMARK TESTING

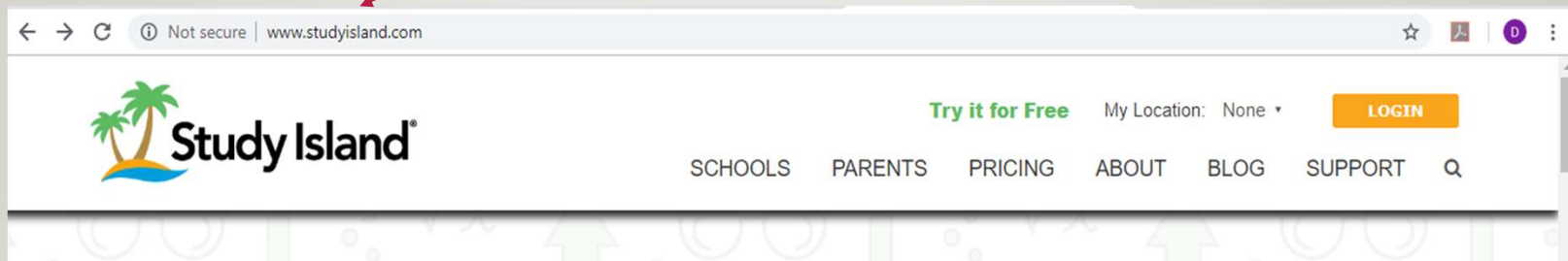


WHO SHOULD TAKE THE BENCHMARK TEST?

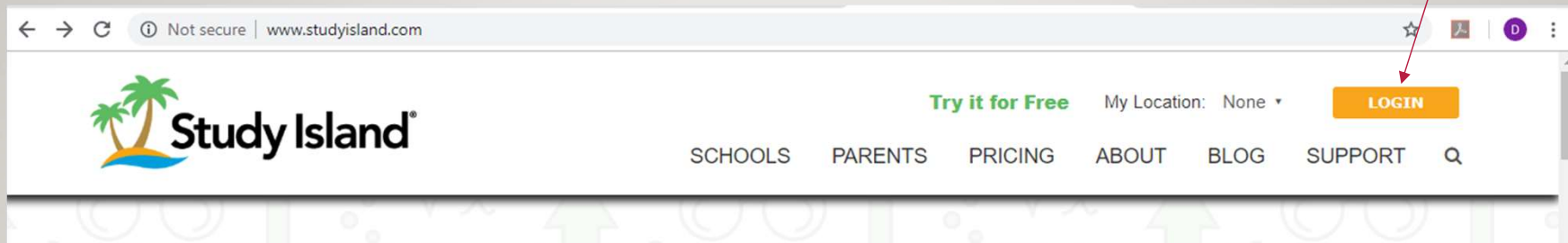
- All student currently enrolled in or have completed one of the 12 following courses:
 - ✓ English 9A or English 9B
 - ✓ English 10A or English 10B
 - ✓ English 11A or English 11B
 - ✓ Algebra 1A or Algebra 1B
 - ✓ Algebra 2A or Algebra 2B
 - ✓ Geometry A or Geometry B

HOW TO ASSIGN A STUDENT TO A TEST

- Go to studyisland.com




Click the LOGIN button



Click the “FOR SCHOOLS” button


Study Island for Schools

Administrators, teachers, and students:
If you are currently using Study Island through your school, or if you have assignments from your teacher, log in [here](#).



The image shows a laptop displaying the Edmentum Study Island login page. The page features the Edmentum logo at the top, followed by the Study Island logo. Below the logo is a login form with fields for Username and Password, and a Sign In button. To the right of the login form is an Announcements section with text about Edmentum's commitment to student success and a link to the Member Log In Page. At the bottom of the page, there is a footer with the Study Island logo and contact information.

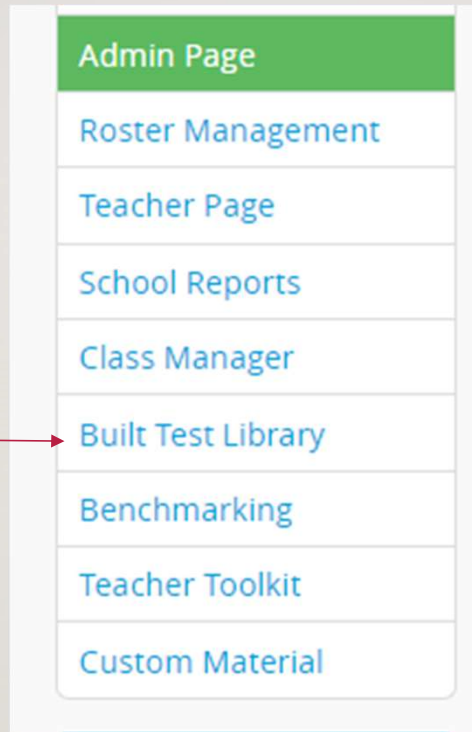
Enter username and password



Study Island

[Forgot Password?](#)

Click on Built Test Library



A vertical menu with a white background and a thin blue border. The menu items are listed in a column, each in a separate row. The top row is highlighted with a green background and white text. A red arrow points from the left towards the 'Built Test Library' item.

Admin Page
Roster Management
Teacher Page
School Reports
Class Manager
Built Test Library
Benchmarking
Teacher Toolkit
Custom Material

**In the program box, choose either HS ELA or HS Math and
choose your subject: English 9, 10 or 11
Algebra 1, Algebra 2, or Geometry**

Built Test Library

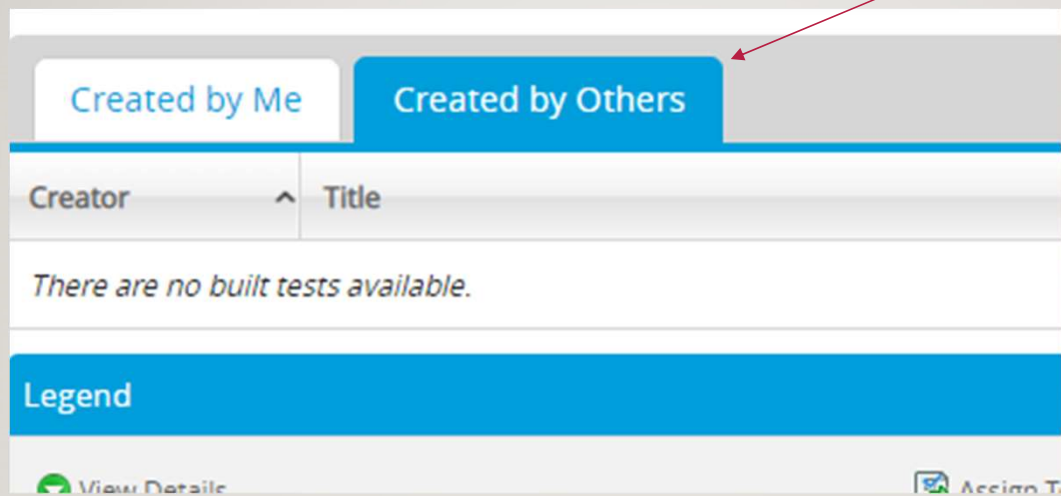
Select Program: High School ELA - Arizona Standards

Select Subject: All Subjects

Submit

Welcome to your Built Test Library. From here you can:

Click on CREATED BY OTHERS tab



Created by Me **Created by Others**

Creator	^	Title
<i>There are no built tests available.</i>		

Legend

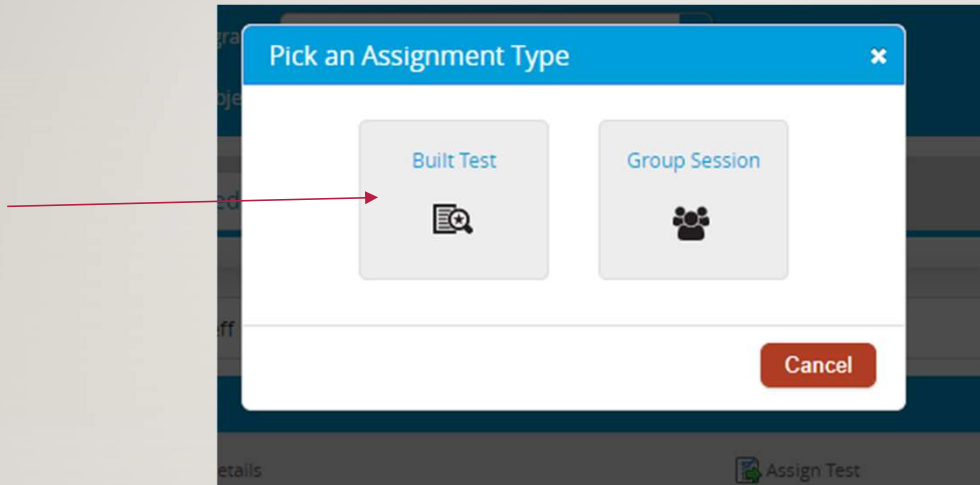
[View Details](#) [Assign T...](#)

Click ASSIGN TEST

Created by Me		Created by Others		Search Built Tests	
Creator	Title	Shared On	Actions		
Sawner, Jeff	ELA 9 Bench Test 1	Thu, Dec 06, 2018			



Click on BUILT TEST



Assign date range

Bench 1 is Nov 1 to Dec 19th.

Bench 2 is Jan 1 to Feb 28th and

Bench 3 is May 1st Through June 30th.

Assignment Title:* ELA 9 Bench Test 1

Enforce Dates:* No ?

Assigned Date & Time:* 12/06/2018 at Start of Day ▾

Due Date & Time:* 12/06/2018 at End of Day ▾

Activate Assignment:* Yes ?

Attempts to View Missed Report?:* Yes

Choose SCIENTIFIC CALCULATOR for Math Tests

Additional Preferences

Show Calculator: None Standard Scientific

Override School Preferences:

Enable Scratchpad Enable Additional Highlighters

Assign test to students and then save and exit

<input type="checkbox"/>	HV (1 Student Selected)			
<input checked="" type="checkbox"/>	Brianna	Bieze	bbieze.hv	
<input type="checkbox"/>	Tanner	Enright	tenright.hv	